

KEEP PESTS OUT THIS FALL!

Fall has finally arrived and the cooler weather is sure to follow. Your home is the perfect warm retreat for you and your family, but it also makes a great destination for unwanted pests that are looking to find food and escape the cold.

There are a number of unwelcome guests you need to be on the lookout for this fall, including a variety of rodents and insects like mice, rats, flies, ants, stink bugs, cockroaches, and more. Fortunately, there are several simple steps you can take to make sure that your home is protected and stays pest-free this fall and winter.

Clean Up

One of the best things you can do to help keep unwanted pests from invading your home is to clean up around the home. Leaves and other yard debris can quickly accumulate and provide shelter for pests. When these piles of debris are close to your home, such as in your gutters or mulch beds, it makes for a very short trip to find a way inside your home.

Trim any trees and bushes that brush up against the home to avoid creating any additional entry points for them to get inside. Pests love moisture, so if your gutters are full of leaves be sure to clean them regularly. If the mulch in your gardens stays damp, sweep it away from window frames and turn it periodically to help dry it out.

If you use firewood to help keep your home warm in the winter, be sure to store it at least 20 feet from the house (off the ground if possible!), and only bring in what is necessary.






Seal

Even a pin-size hole can invite intruders into your home. Seal any openings or cracks around your home's exterior; be sure to check places like your gutters, around window and door frames, soffit gaps, and siding and trim gaps. If your chimney is open, consider adding a chimney cap and screen for added protection. Any torn screens on doors or windows should be repaired or replaced.



Eliminate food sources

A great way to get even more rodents or pests joining in on the party is to provide them a food source. Ditch the standard bag clips and keep your food in storage containers; don't forget to properly store your pet food as well. All trash cans should have a lid that fits tightly. Finally, clean your counters, sinks, tables and other areas that could hide crumbs after each meal.



As you can see from the list above, a few simple maintenance items go a long way in keeping your home pest-free as we head into fall and winter. Give Hively a call at 717-292-5696 and we'll be happy to help!

LANDSCAPE

HARDSCAPE

MAINTENANCE