

COMMON FIRE PIT MISTAKES & HOW TO AVOID THEM


Fire pits are an awesome way to spend time outside as the weather cools off. However, if done incorrectly, they can be expensive, ineffective, and downright dangerous.

Here are some common fire pit mistakes and how they can be avoided, so you can enjoy your outdoor space to the fullest all season long!



Use the Right Foundation

A strong foundation is the start of any good construction, whether it's a home or your fire pit. It's important to remember that just because a fire pit is a very small structure doesn't mean it can stand alone. A sturdy, non-flammable foundation is key to having a safe surrounding space from which to enjoy it.



Plan Your Surrounding Space

Obviously, debris from your fire pit can burn objects in the surrounding space of your yard if you're not careful. If you build your fire pit too close to your home, or you place other decorative features within a certain radius around the pit, you run the risk of causing damage to your possessions.

Choose Function Over Fashion

It's so easy to get wrapped up in the aesthetic appeal of a certain fire pit, only to realize that the maintenance is so high that you rarely ever use it. Do some research into different varieties of fire pits before getting attached to one. There are wood-burning fire pits that look romantic, but require regularly splitting wood and cleaning the pit. Then there are big, dramatic fire tables, which look amazing but require cleaning every time you use it.





Proper Orientation

Sure, fire pits are beautiful, but if positioned in the wrong area, the aesthetic charm can easily be lost. The best thing to do is mark off the spot where you would ideally like your fire pit, then position the surrounding furniture accordingly and sit in each spot, taking note of any areas that may be less than pleasing to see (a construction zone, for example, or a strip mall).

Gather the Proper Approvals

Just like anything potentially hazardous, fire pits are regulated and coded through the local government. Most custom fire pits (dug into the ground, not miniature top-sitting pits) require zoning regulations and must abide by a set of safety guidelines. To find out your local government's demands for keeping your fire pit safety, check online or give the local office a call.



Fire pits are gorgeous, and when they are well planned and executed they create the perfect backdrop for an amazing fall get-together. Got questions, or want Hively's help? Give us a call at 717-292-5696 and we would be happy to help!